



Kingspan Lumera

Aesthetic roof window with concealed controls

Data Sheet

Roof window in multiple shapes for natural ventilation as well as smoke and heat exhaust



Daylighting Solutions
Natural Ventilation Solutions
Smoke Management Solutions
Service & Maintenance
Building Automation

Application

Kingspan Lumera is a high-quality architectural (smoke) ventilation window with slim profiles and controls that are hidden in the frame. The Lumera is especially designed for structural glass roofs with a small incline.


The Lumera is often applied in atriums of airports, hospitals, shopping malls and museums.

Designs

The Lumera is a ventlight that can be mounted at an angle of 0-30°. The opening angle of the window in relation to the base is variable up to a maximum of 70°. As a result the Lumera is suitable for both day-to-day ventilation and smoke ventilation.

The Lumera consists of thermally broken aluminium profiles ensuring that a high insulation value is attained. Although the Lumera is usually supplied with insulated glass, uninsulated glass (or some alternative panel) is also possible on request.

The Lumera is designed with an eye for detail and is therefore ideally suited for use in buildings with very stringent aesthetic requirements. Examples of this are the concealed controls and the glass fixing, which is not visible from the outside. If required, the Lumera can be anodised or powder-coated (in any RAL colour).



Technical Specifications

External appearance

Other than in its standard rectangular shape the Lumera is also available in triangular or trapezium shapes.

Dimensions and specifications:

- height: 300 to 2000 mm
- width: 700 to 3000 mm
- surface area: maximum 3.5 m²
- glass thickness: maximum 37 mm
- glass: fitted with recessed frame
- glass weight: maximum 55 kg/m²
- glass seal: silicone sealant joint
- seals: two double seals around using EPDM rubbers
- total profile height: 169 mm

Controls

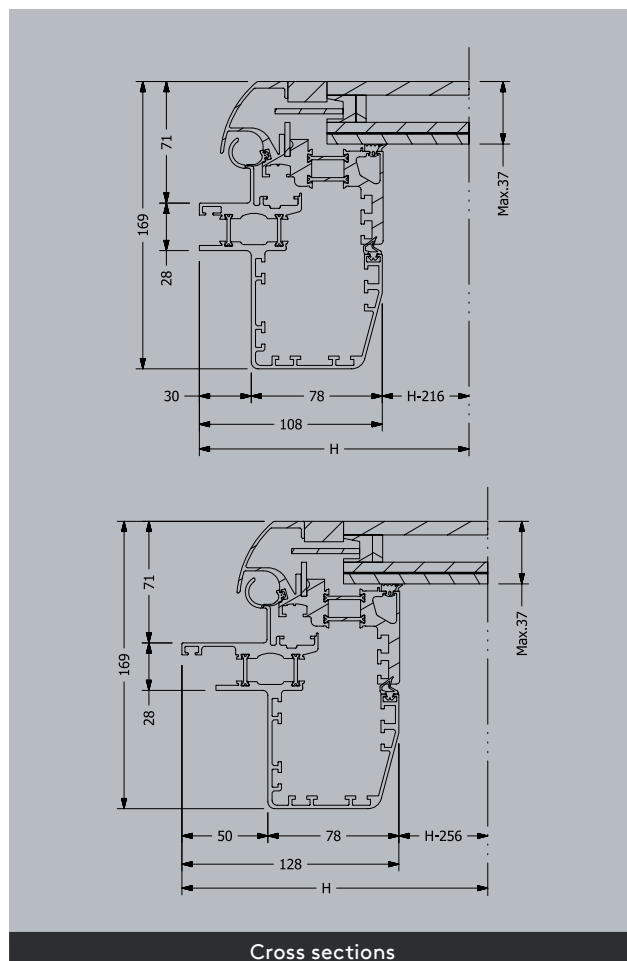
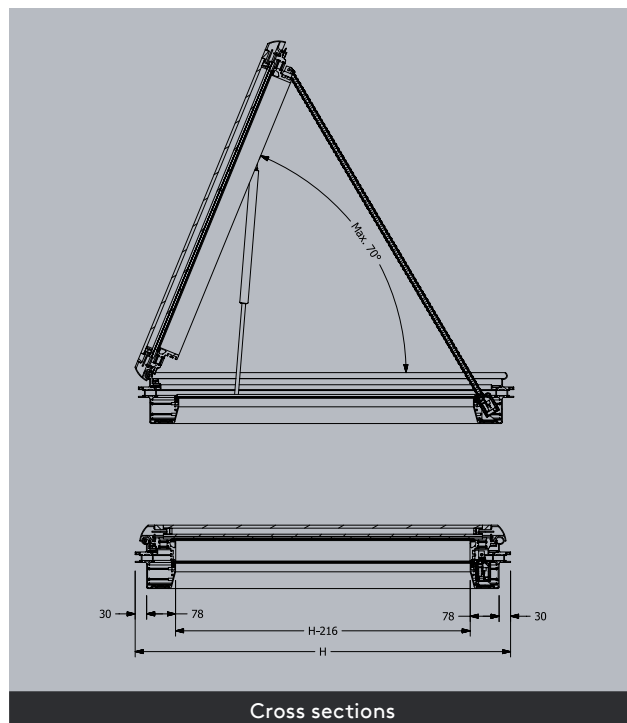
For opening and closing the Lumera is fitted with one or two 24 Vdc chain motors. The controls can be designed to be fail-safe using batteries or via the control panel. A 230 Vac control is also possible. Gas springs can also be used to support the motors.

Flanges

The standard flange thickness is 28 mm and can be increased as required. There are two standard flange widths, namely 30 mm or 50 mm. Various customised requirements with regard to flanges can be implemented on demand.

Test results

- EN 12101-2 approved: B300₃₀, Re1000, WL3000
 - Type M24V: SL500, T(00) ≤ 2.43 m²
 - SL250, T(00) > 2.43 m² and ≤ 3.5 m²
 - SL250, T(-15)
- U-value system = 1.2 - 1.3 W/m²K according to EN 10077-2 (depending on dimensions and version)
- Air permeability: EN 1026: 600 Pa, EN 12207: class 4
- Watertightness: EN 1027: 600 Pa, EN 12208: class 9A
- Lumera has been aerodynamically tested without a crosswind effect; the use of wind-dependent control is a condition



INTERNATIONAL

Kingspan Light + Air

E: kla.international@kingspan.com

www.kingspanlightandairinternational.com

For the product offering in other markets please
contact your local sales representative or visit
www.kingspanlightandair.com

Care has been taken to ensure that the contents of this publication are accurate, but Kingspan Limited and its subsidiary companies do not accept responsibility for errors or for information that is found to be misleading. Suggestions for, or description of, the end use or application of products or methods of working are for information only and Kingspan Limited and its subsidiaries accept no liability in respect thereof.